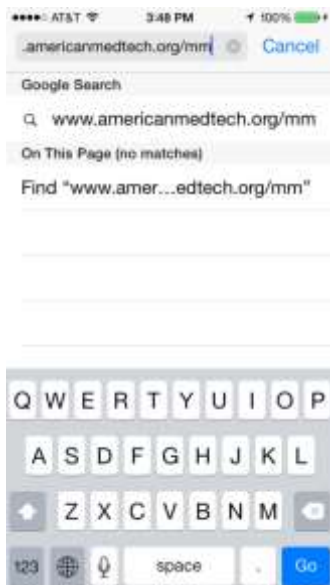
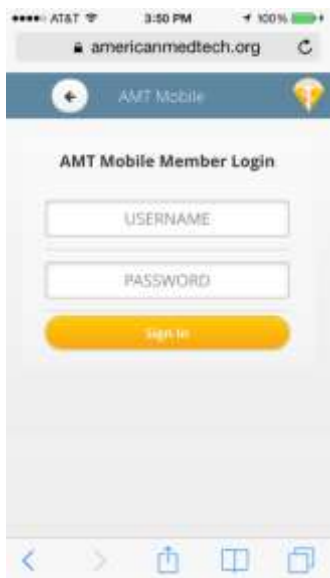


Mobile App for the Smart phone

Start by typing <https://www.americanmedtech.org/mm> in your browser and then pressing Go



This will bring you to the AMT Mobile App Member Login.



To create a shortcut, please select the “Air Drop” box shown at the bottom of the screen, (box with up facing arrow) choose the option “Add to Home screen”

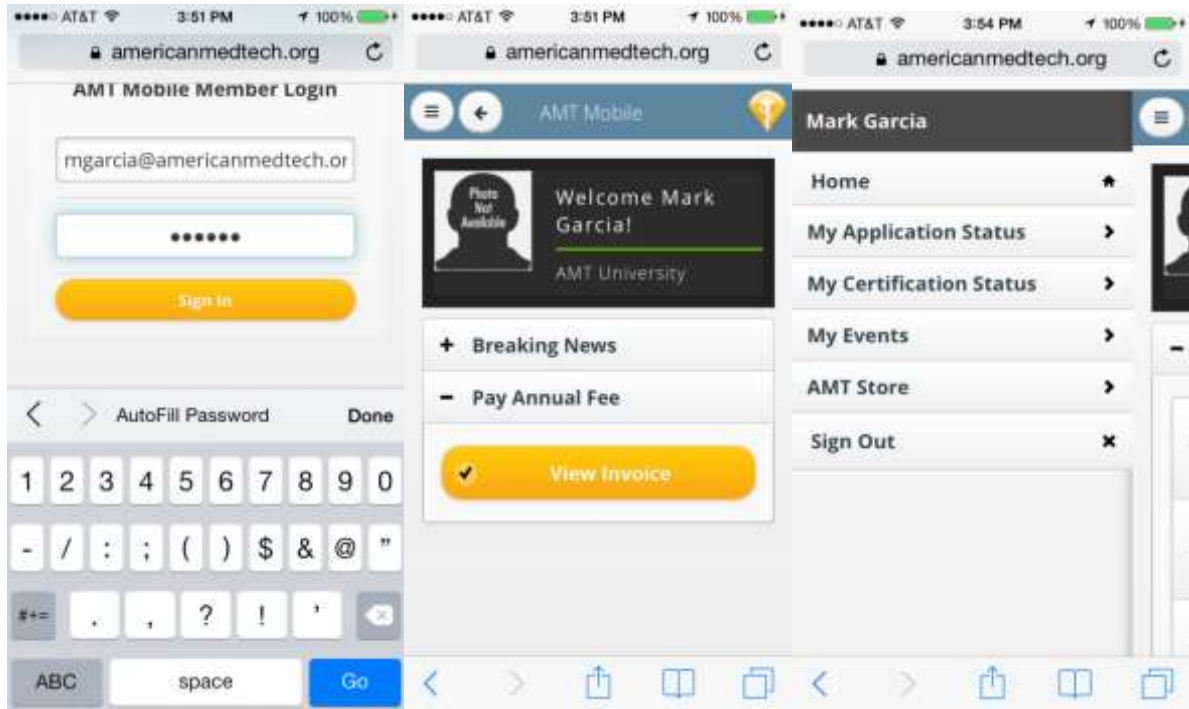
Choose the title for the shortcut (default “AMT Mobile”)

Select “Add” in the upper right corner of your screen and your AMT mobile shortcut will be created on your iPhone’s “Home Screen”.

For Android, select your phone “menu” button typically located in the lower right of your phone. Then follow the steps above for creating your AMT Mobile Shortcut.

Type in your AMT user name and login, just as you would on the AMT web site. In most cases your login would be the email address you have registered with AMT, and your password would be your AMT ID.

Then click on the Sign In button



Depending on your browser, you may be asked if you want to save your user ID and password for your next visit. This is up to you.

After login, you will be sent to the main mobile app page. From here you can read any breaking AMT news, as well as pay your Annual fee (if you have any due).

Some additional features included in the Navigation menu (button in upper left with 3 parallel lines)

- View your application status
- Check your Certification status
- Purchase CE (continuing education) products and other items through the AMT Store
- Submit CEs through AMTrax
- View AMTrax Transcript
- Register for state and national events

Directions for how to pay dues using mobile app ([Link](#))

Directions for how to submit CEUs using mobile app ([Link](#))